


the MONSTER HUNTERS' SURVIVAL GUIDE

SCAVENGER HUNT

GAME DETAILS

Zenescop Entertainment is having an awesome contest during Friday and Saturday of San Diego Comic-Con. Each day, contestants must capture some of Comic-Cons most dangerous monsters by taking pics of 10 of our 12 listed monsters and posting them to Zenescop's Facebook wall at www.facebook.com/zenescop once they have all 10! Like us using your phones browser then check your Facebook app news feed to find Zenescop's newest updates and post your pics to our wall. Contestants should also download and install the SCVNGR app to their smart phone, find Zenescop's Scavenger Hunt Contest, and upload pics there for points to win a free comic for each of their captures!!! Just stop by booth 2301 in Lobby C to redeem your free books. Anyone that captures 10 monsters by 6pm on Friday and Saturday and posts them to our Facebook page will be entered in a drawing to **win an Apple iPad, sponsored by comiXology**. Five Runner Ups will receive a gift pack with a t-shirt, buttons and an exclusive of their choice! Have fun and get free Zenescop comics this year at San Diego Comic-Con!!! Monsters are real and we want you to capture them!

MONSTERS




BIGFOOT



ZOMBIE




VAMPIRE




FAIRY TALE CREATURE




ALIEN SPECIES

FEMME FATALE
ANY FEMALE IN COSTUME
WITH A WEAPON

APE OR SIMIAN MONSTER



DEMON




WITCH OR WIZARD



CYBORG OR ROBOT



ANIME MONSTER



FAN CHOICE

PRIZES

GRAND PRIZE: APPLE IPAD



SPONSORED BY

COMIXOLOGY™

RUNNER UP PRIZES



T-SHIRTS



BUTTONS



SDCC EXCLUSIVES

INSTRUCTIONS

To download the SCVNGR app:

1. On any smart phone, go into your App Store or Marketplace and do a search for SCVNGR.
2. Download the free app and open it once complete. You can login to SCVNGR using your Facebook account or just enter your first name, last name and e-mail to login.
3. Once you're inside, just click on Places and San Diego Convention Center will show up.
4. Scroll down to the "Feeling Adventurous" section of the screen and find the Zenescop Scavenger Hunt Challenge with the monster you're with. Select Take picture.
5. When you're finished, click Done or Use and add a caption telling everyone which monster is in the photo. Then upload the pic. These photos will be available in your saved photos folder so that you can easily post them to Facebook once you have all 10 monster pics.

For iPhone users to post photos on Facebook:

1. Login to your Facebook app. From the main page of the app, click on the + sign in the upper right-hand corner of the screen.
2. Once your friends show up, click on Pages and search for Zenescop Entertainment in the Search Pages field.
3. Select the Zenescop Entertainment image on the next page and you'll be taken to our Facebook page.
4. Click on Like and you're now a fan!
5. To post pics from your Scavenger Hunt, just click on the camera icon on our wall and select Choose > From Library to find the monster pic you want to upload to us.
6. Write a caption telling everyone which monster it is and post it to our page.

For Droid users to post photos on Facebook: If you don't already Like Zenescop:

1. Log on to the internet and type www.facebook.com/zenescop using your phone's browser. This will take you to Zenescop Entertainment's Facebook page. From here you can Log In to connect with Zenescop.
2. Click Like once you're logged in.
3. You won't be able to post pics from your browser, so leave your browser and open up your Facebook app from your phone. Make sure you have the newest update for the Facebook app, and log into it.
4. Since Droid won't allow you to search for pages, browse through your News Feed to find one of Zenescop's recent posts.
5. Once you find one, click on it and you'll be taken to our page.
6. From there, you can click the little camera icon to post your photos. Be sure to add a caption telling everyone which monster is in the photo.

If you already Like Zenescop:

1. Log on to your Facebook account through the Facebook app. Make sure you have the latest update or it won't let you upload photos.
2. Since Droid won't allow you to search for pages, browse through your News Feed to find one of Zenescop's recent posts.
3. Once you find one, click on it and you'll be taken to our page.
4. From there, you can click the little camera icon to post your photos. Be sure to add a caption telling everyone which monster is in the photo.